

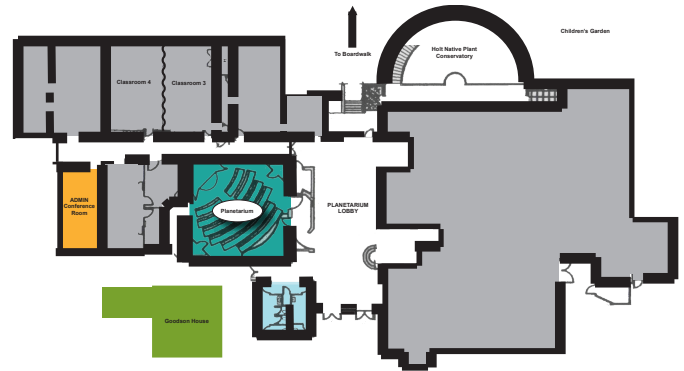
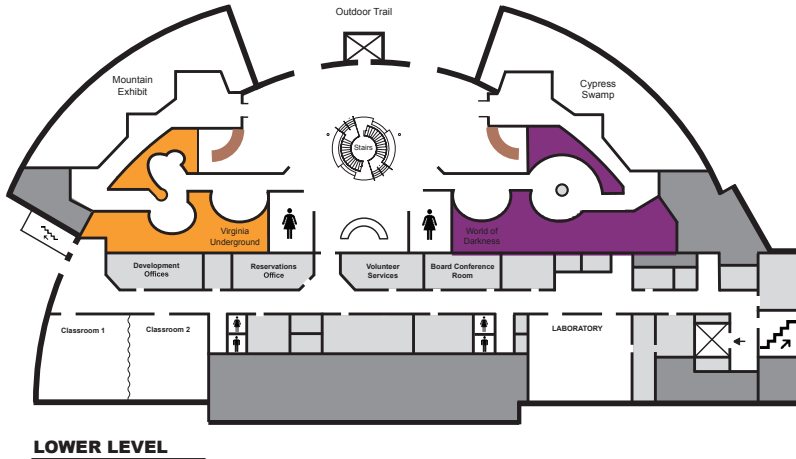
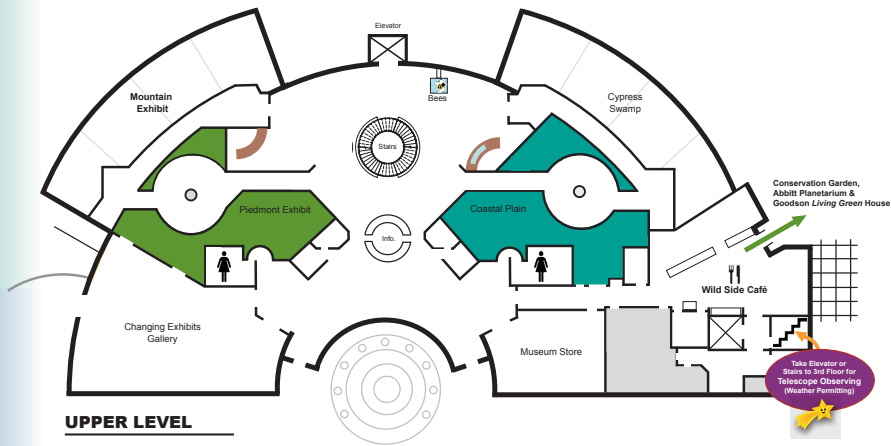
VIRGINIA
Living
museum



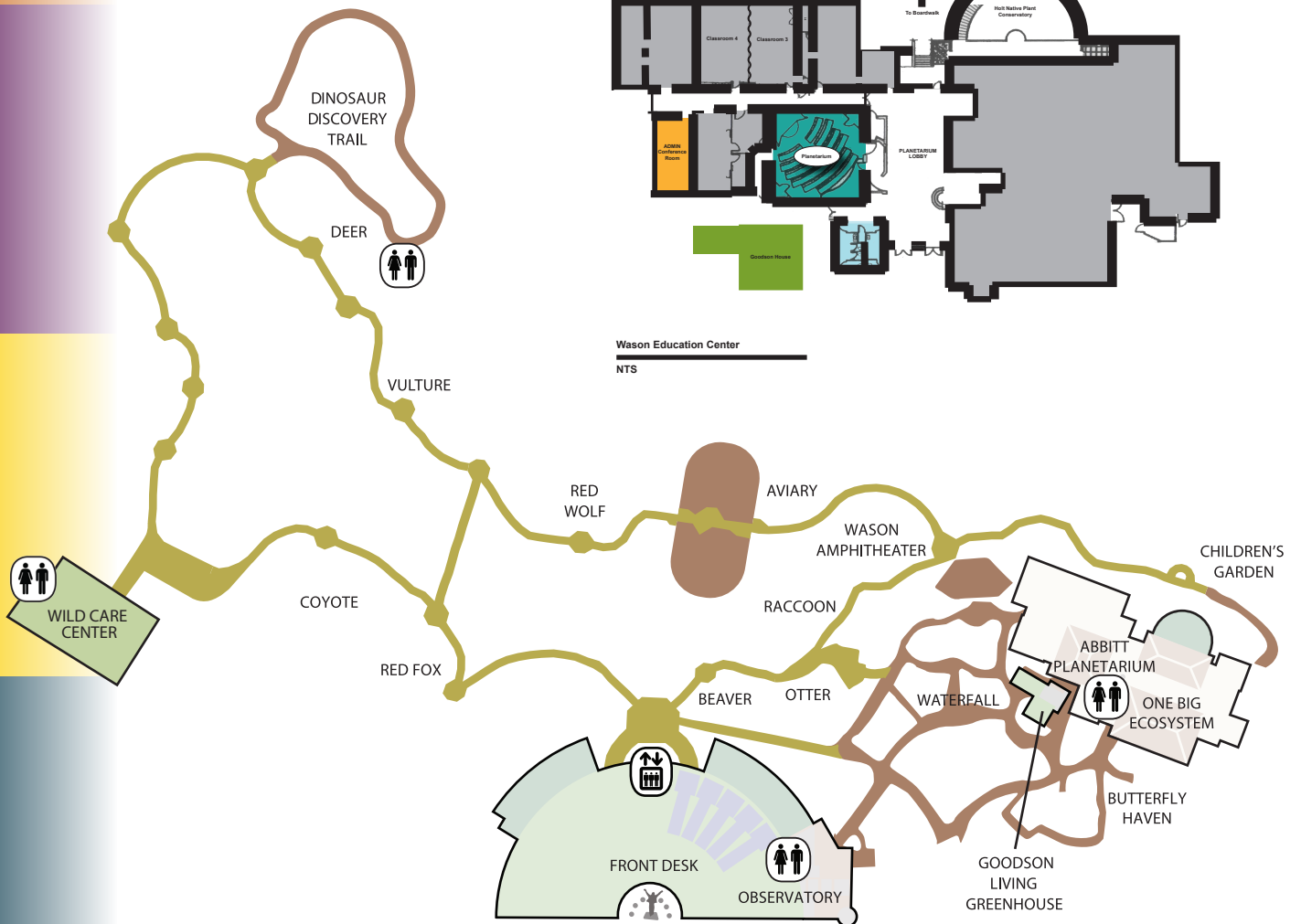
MUSEUM VISIT GUIDE

THIRD GRADE





Wason Education Center
NTS



Please review the following guidelines with your students and chaperones prior to your visit:

Museum Guidelines

- Respect others in your group and other museum visitors.
- Use indoor voices.
- Walk in the museum.
- No food or drink outside of designated picnic areas.
- Students are not permitted to carry backpacks/large bags in the museum.
- Teachers and chaperones MUST stay with their groups at all times.
- For the safety and enjoyment of all visitors, disruptive or unsafe behavior will not be permitted and may result in the entire group being asked to leave without a refund.

Respect the Animals

- Do not yell at the animals on the outdoor trail. This includes howling at our coyotes and wolves.
- Do not attempt to touch or feed any animal.
- Do not bang or tap on the aquarium glass.
- If an animal is touched at the Touch Pool, please wash hands or use hand sanitizer.
- Do not climb on exhibits.
- Keep hands out of the aquarium water.

We've listed some suggested activities to conduct with your students before and after your visit.

Pre-Visit

- What is the difference between a physical adaptation and a behavioral adaptation? Give one example of each.
- Design a habitat for an animal of your choosing. What are some living and nonliving things that you can find in your habitat?

Post-Visit

- What was your favorite animal to see at the museum? What physical adaptations did it have to help it survive? Behavioral?



Use the following guided questions to engage your students throughout the museum.

Coastal Plain Gallery:

- (3.4) Read the sign and look at the burrfish. Is their ability to inflate when threatened an example of a behavioral or a physical adaptation? Why?

Piedmont & Mountains Gallery:

- (3.4) Observe the marbled salamanders. Why do you think it is difficult to see them?

World of Darkness:

- (3.1) Take a look at the deep sea isopod in its exhibit. What do you think it eats and why?

Cypress Swamp Gallery:

- (3.1) Compare the cypress swamp to the mountain cove fish. Are they the same type of fish? How do they differ in size, shape, and color?

VA Underground:

- (3.8) Look at the Yorktown Fossil Formation. How was this landscape shaped? What are some things we can find in the fossil bed?

Mountain Cove Gallery:

- (3.1) Compare the mountain cove to the cypress swamp fish. Are they the same type of fish? How do they differ in size, shape, and color?
- (3.7) Look at the waterfall in the corner of the room. Do waterfalls run out of water? Why not?

Conservation Command Center:

- (3.8) What are some of the ways humans affect the environment?
- (3.8) Name one way we can help conserve resources.

Outdoor Trail:

- (3.5) Observe the white deer exhibit. What are living and nonliving components in their exhibit?
- (3.5) Observe the otter swimming in the water. What physical adaptations do they have that allows them to move quickly in the water?

Wild Care Center

- (3.4) Observe one of the animals. Describe one of its adaptations to help it survive. Is it physical or behavioral?



ANSWER KEY:

Coastal Plain Gallery:

- (3.4) Read the sign and look at the pufferfish. Is their ability to inflate when threatened an example of a behavioral or a physical adaptation? Why? *Behavioral as it is a response to something in their environment.*

Piedmont & Mountains Gallery:

- (3.4) Observe the marbled salamanders. Why do you think it is difficult to see them? *Ability to camouflage in their environment. Nocturnal animals like to hide during the day.*

World of Darkness:

- (3.1) Take a look at the isopod in its exhibit. What do you think it eats and why? *They can go a long time without food! They are scavengers and will eat leftover foods that sink to the bottom such as fish, crabs, and even whales.*

Cypress Swamp Gallery:

- (3.1) Compare the cypress swamp to the mountain cove fish. Are they the same type of fish? How do they differ in size, shape, and color? *Answers may vary. Different species of fish.*

VA Underground:

- (3.8) Look at the Yorktown Fossil Formation. How was this landscape shaped? What are some things we can find in the fossil bed? *It was shaped by erosion over a long period of time.*

Mountain Cove Gallery:

- (3.1) Compare the mountain cove to the cypress swamp fish. Are they the same type of fish? How do they differ in size, shape, and color? *Answers may vary. Different species of fish.*
- (3.7) Look at the waterfall in the corner of the room. Do waterfalls run out of water? Why not? *The water cycle! Water is constantly being recycled. Once it evaporates into the air, it will eventually come down as precipitation and can become groundwater which feeds into some waterfalls.*

Conservation Command Center:

- (3.8) What are some of the ways humans affect the environment? *Answers may vary. Overpopulations, pollution, fossil fuels, deforestation, littering, etc.*
- (3.8) Name one way we can help conserve resources. Reduce, reuse, recycle, refuse. *Avoid single use plastics, and recycle or compost when you can! Try to avoid food waste by watching expiration dates, storing food properly, and using every ingredient you have!*

Outdoor Trail:

- (3.5) Observe the white deer exhibit. What are living and nonliving components in their exhibit? *Living examples are the deer and plants. Nonliving are rocks, soil, enrichment items.*
- (3.5) Observe the otters swimming in the water. What physical adaptations do they have that allows them to move quickly in the water? *Webbed feet, long and narrow body, strong tail, flattened head.*



Wild Care Center

- (3.4) Observe one of the animals. Describe one of its adaptations to help it survive. Is it physical or behavioral? *Example: The porcupine has long quills to help protect itself against predators - physical adaptation.*