

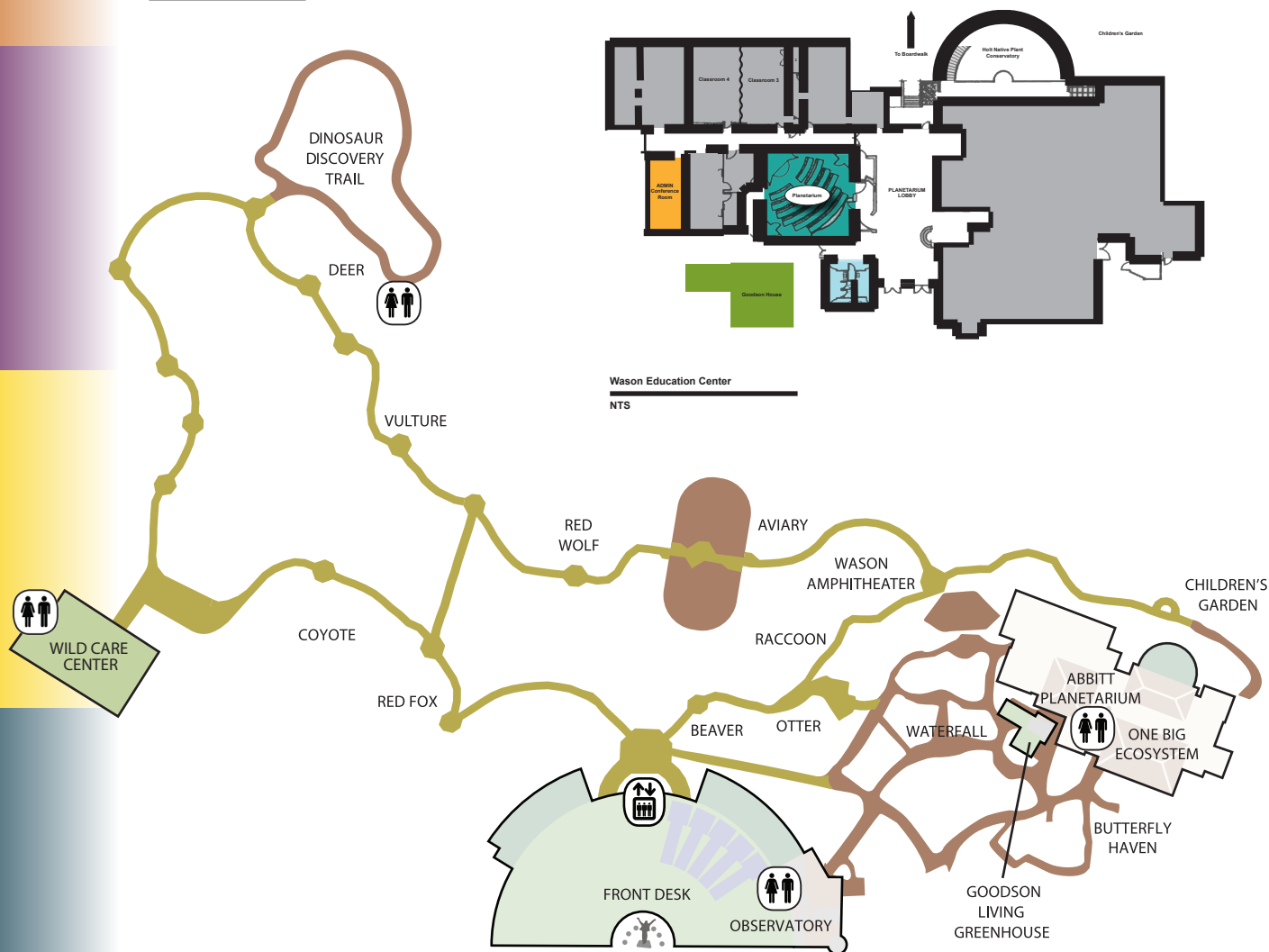
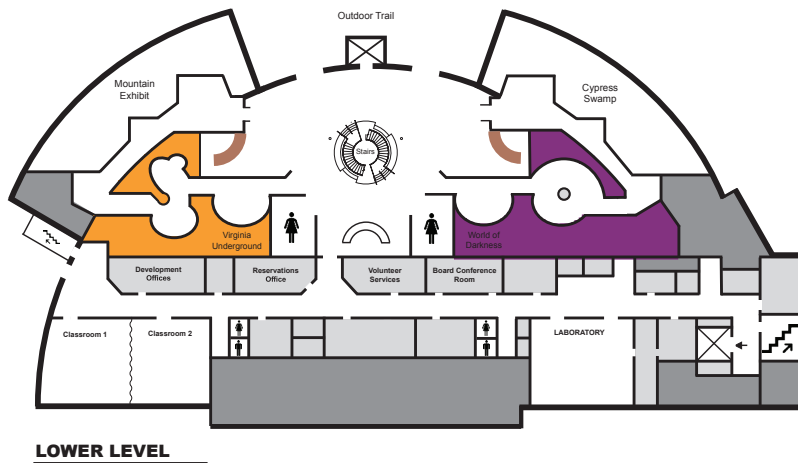
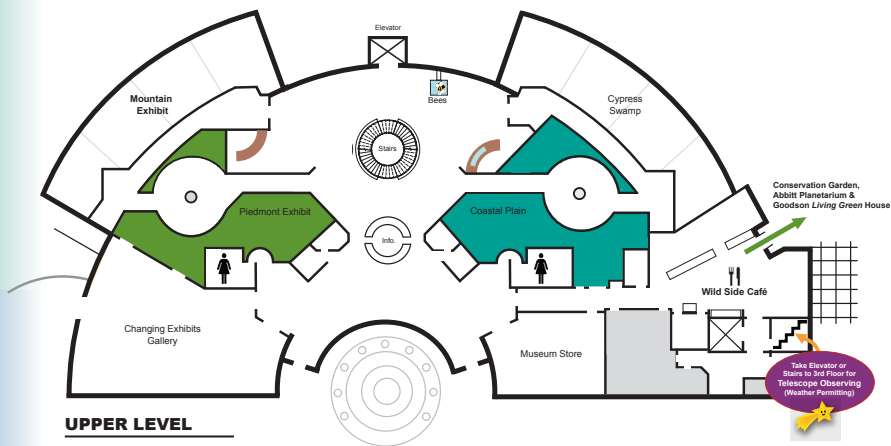
VIRGINIA
Living
museum



MUSEUM VISIT GUIDE

FIFTH GRADE





Please review the following guidelines with your students and chaperones prior to your visit:

Museum Guidelines

- Respect others in your group and other museum visitors.
- Use indoor voices.
- Walk in the museum.
- No food or drink outside of designated picnic areas.
- Students are not permitted to carry backpacks/large bags in the museum.
- Teachers and chaperones MUST stay with their groups at all times.
- For the safety and enjoyment of all visitors, disruptive or unsafe behavior will not be permitted and may result in the entire group being asked to leave without a refund.

Respect the Animals

- Do not yell at the animals on the outdoor trail. This includes howling at our coyotes and wolves.
- Do not attempt to touch or feed any animal.
- Do not bang or tap on the aquarium glass.
- If an animal is touched at the Touch Pool, please wash hands or use hand sanitizer.
- Do not climb on exhibits.
- Keep hands out of the aquarium water.

We've listed some suggested activities to conduct with your students before and after your visit.

Pre-Visit Questions

- Think about some of Virginia's resources. Which are considered renewable and which are not?
- Energy is all around us. What are some ways that plants and animals may use or exert energy?

Post-Visit Questions

- Think about the way you and your class use energy and resources. How can you better conserve energy and resources?
- Think about animals like insects, frogs, and birds. They all make noises in different ways; however, vibration is the one similarity between how the noise is made. Experiment by vibrating different objects to make noises such as rubber bands, humming, trilling your lips, taught yarn, etc.



Use the following guided questions to engage your students throughout the museum.

Conservation Command Center:

- (5.2) Why is it important to conserve energy?

Cypress Swamp Exhibit:

- (5.9) This area of the museum has large windows that allow for a lot of light to shine through. How might this help us conserve energy at the museum?

VA Underground:

- (5.8) Why is it important to understand fossils in Virginia? What can it tell us about the history of our state?

Mountain Cove Exhibit:

- (5.8) This area of the museum features life that may be found near Virginia's mountains. What geologic features may have created the mountains in our state?

Outdoor Trail (Aviary):

- (5.5) The birds in this exhibit may make different sounds and calls. How do they make these sounds?

Beaver Exhibit:

- (5.3) Our beavers love to move logs around in their exhibit. What kind of energy does the log have when it is being pushed around by one of our beavers?

Outdoor Trail:

- (5.3) Find an animal that is particularly active and moving around today. Observe its motion. Is it moving fast or slow? What direction (or directions) is it moving in?

Wild Care Center

- What types of jobs do you see happening in this space? How do these jobs help our animals?



ANSWER KEY:

Conservation Command Center:

- (5.2) Why is it important to conserve energy? *Conserving energy helps us protect our resources and reduces pollution.*

Cypress Swamp Exhibit:

- (5.9) This area of the museum has large windows that allow for a lot of light to shine through. How might this help us conserve energy at the museum? *With the natural light shining through, we are able to use less electricity to light this area of the museum which conserves energy. It also helps our animals and plants stay healthy!*

VA Underground:

- (5.8) Why is it important to understand fossils in Virginia? What can it tell us about the history of our state? *Fossils are physical evidence of what was here before. It can tell us about Virginia's environment, climate, and inhabitants.*

Mountain Cove Exhibit:

- (5.8) This area of the museum features life that may be found near Virginia's mountains. What geologic process may have created the mountains in our state? *Tectonic movement may have created these mountains, specifically two plates converging.*

Outdoor Trail (Aviary):

- (5.5) The birds in this exhibit may make different sounds and calls. How do they make these sounds? *Through vibration, specifically in their throats.*

Beaver Exhibit:

- (5.3) Our beavers love to move logs around in their exhibit. What kind of energy does the log have when it is being pushed around by one of our beavers? *Kinetic energy.*

Outdoor Trail:

- (5.3) Find an animal that is particularly active and moving around today. Observe its motion. Is it moving fast or slow? What direction (or directions) is it moving in? *Various answers here: fast or slow, left, right, up, down.*

Wild Care Center

- What types of jobs do you see happening in this space? How do these jobs help our animals? *You can observe our veterinary team who provides medical care for our animals, our nutrition center team who prepares nutritious diets to our birds and mammals, and our keepers who take care of our animals including feeding, cleaning, and training our animals.*

